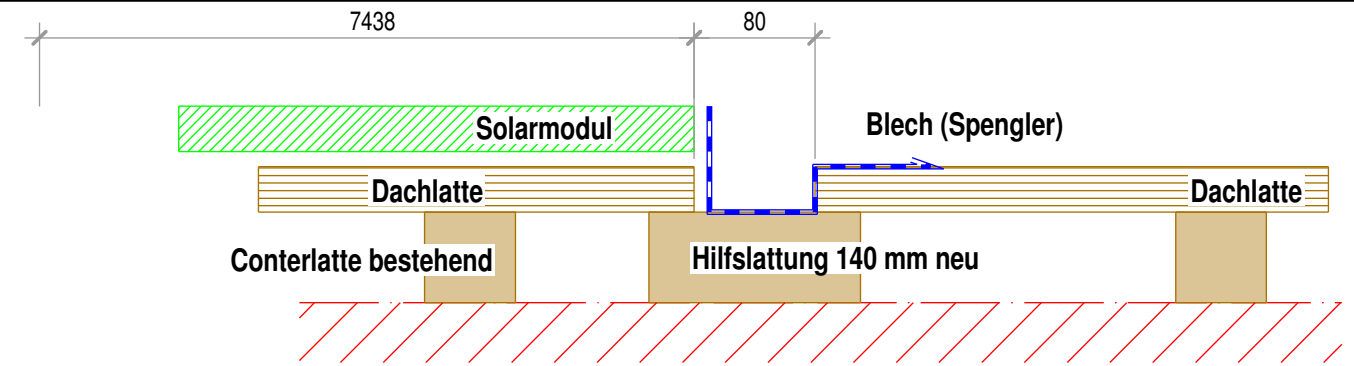


LEGENDE


- Bügel oben
28 Stk
- Bügel Profil
20 Stk
- Bügel Glas
36 Stk

Wechselrichter: SB 2500 + SB 170
 SB 2500 = 1 String à 10 Module = 10 Module
 SB 1700 = 2 Strings à 4 Module = 8 Module

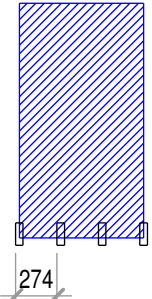


Bügelabstände


Modul randbereich



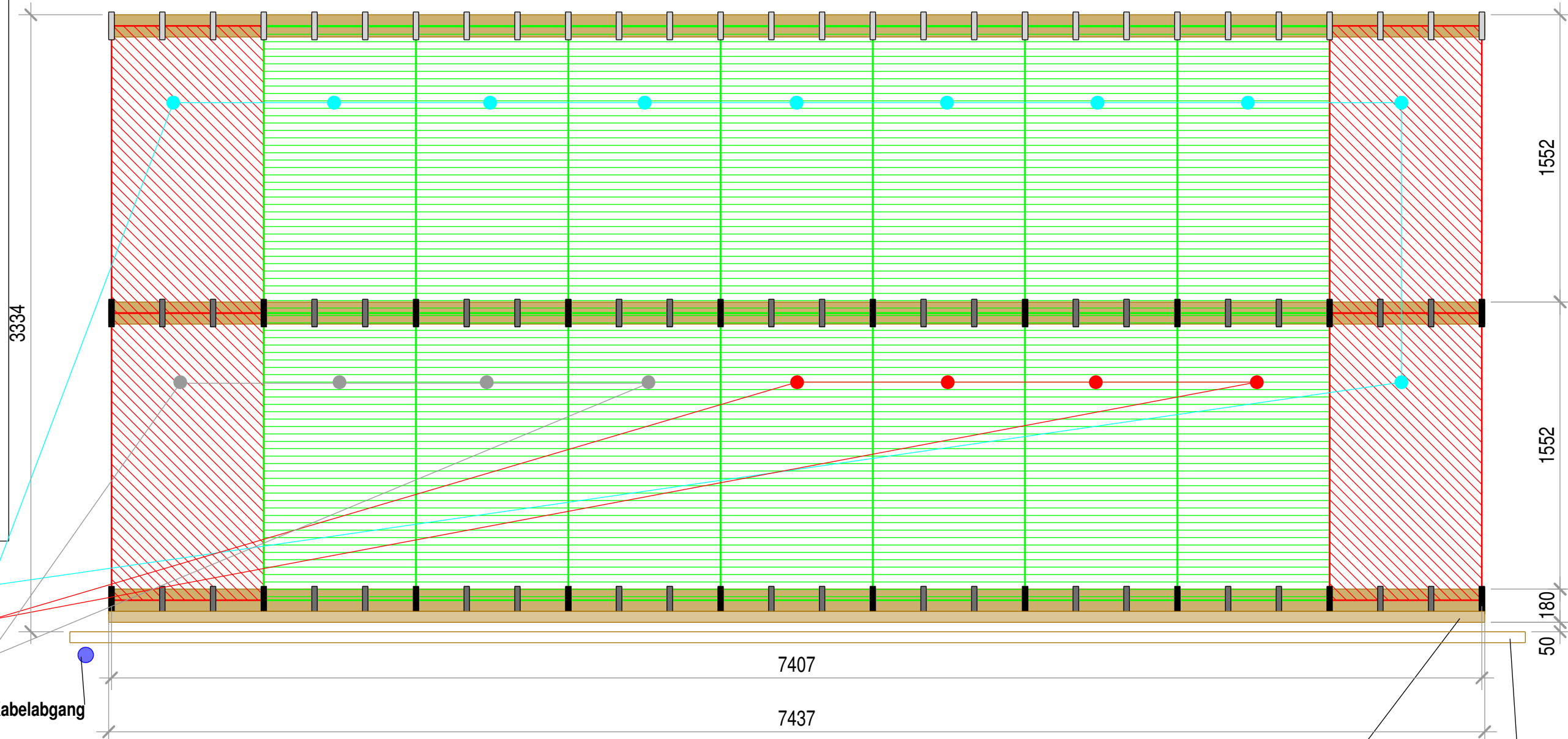
Modul mittebereich



Modul eckbereich



Laminatmass + 31 mm = Rastermass horizontal (x Anz. Zeilen) + 30 mm = Feldmass
 Sunpower Laminat = 1552 x 792 mm
 Rastermass Horizontal = 792 + 31 = 823 x 9 Stk = 7407 mm + 31 mm = 7438 mm Feldbreite
 Wechselrichter: SB 2500 + SB 1700



- SB 2500, String 1
- SB 1700, String 1
- SB 1700, String 2

Kabelabgang

Traufplatte (30 mm breit, 30-50 mm hoch)

letzte bestehende Dachlatte